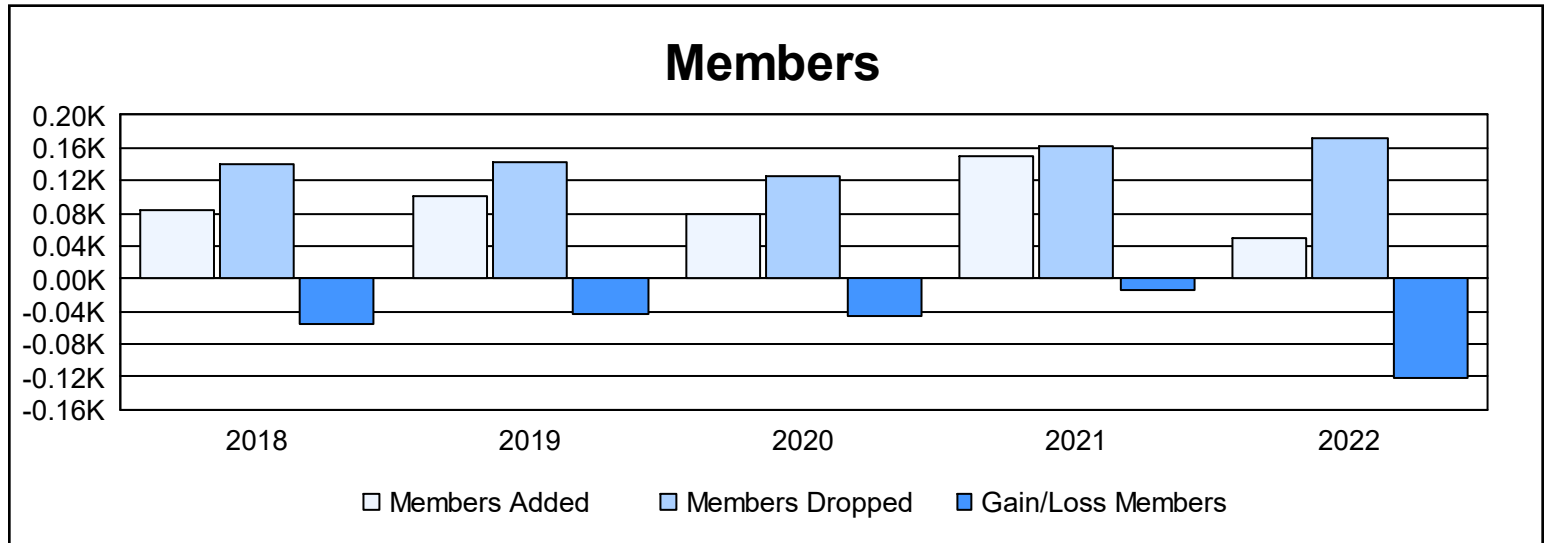
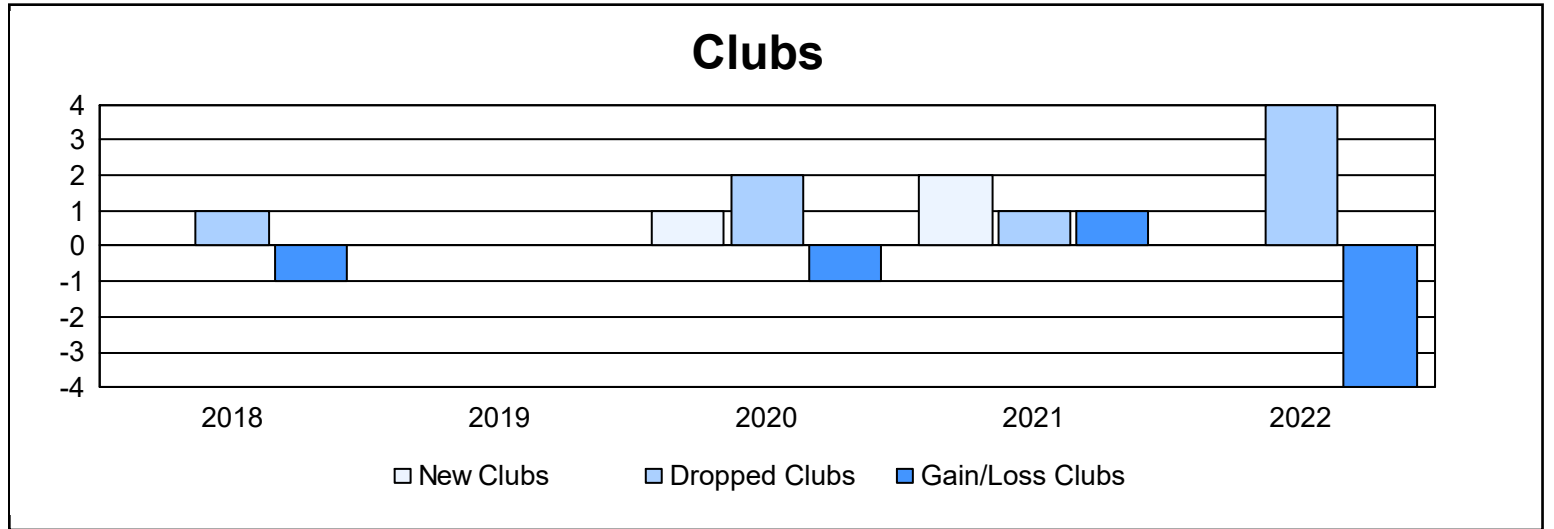
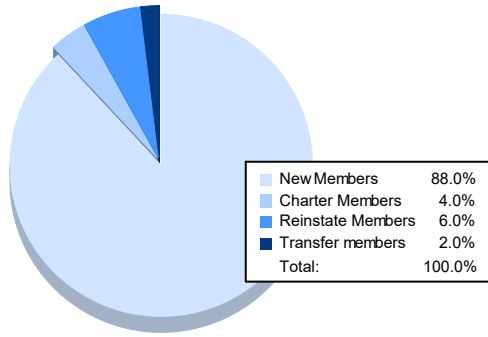


Year	New Clubs	Dropped Clubs	Gain/ Loss Clubs	New Members	Charter Members	Reinstate Members	Transfer Members	Total Member Added	Total Members Dropped	Gain/ Loss Members
2017-2018	0	1	-1	80	0	2	3	85	140	-55
2018-2019	0	0	0	94	0	0	6	100	143	-43
2019-2020	1	2	-1	49	26	5	0	80	126	-46
2020-2021	2	1	1	80	64	3	2	149	162	-13
2021-2022	0	4	-4	44	2	3	1	50	172	-122
<b>Average</b>	<b>1</b>	<b>2</b>	<b>-1</b>	<b>69</b>	<b>18</b>	<b>3</b>	<b>2</b>	<b>93</b>	<b>149</b>	<b>-56</b>



### Membership Composition June 2022 Cumulative



### Gender Composition June 2022 Cumulative

